

Model CVS575S-500 is a 500 MHz voltage-controlled SAW (surface acoustic wave) oscillator (VCSO). SAW crystal technology provides low-noise and low-jitter performance with true sinewave output. Features include -135 dBc/Hz phase noise at 10 kHz offset, 3.3 V input voltage, -20°C to +70°C operating temperature, and 5×7.5 mm SMT package. The oscillator has no sub-harmonic and the second harmonic is typically -14 dBc.

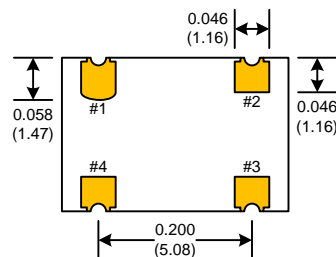
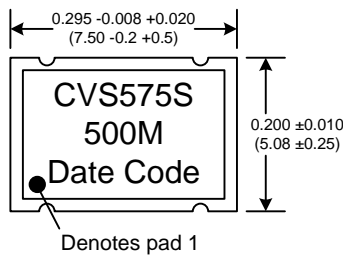
Applications include PLL frequency translation, test and measurement, avionics, point-to-point radios, and multi-point radios.

Rev: D
Date: 14-May-12
Page 1 of 3

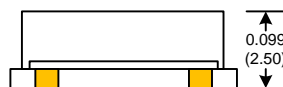


Frequency: 500 MHz
Temperature Range: -20°C to 70°C
Storage: -40°C to 90°C
Input Voltage: 3.3V ±0.15V
Control Voltage: 1.65V ±1.65V
Settability At Nominal (25°C): 1.5V ±0.5V
Freq. vs Temperature: +100ppm, -150ppm Typical
Input Current: 20mA Typical, 25mA Max

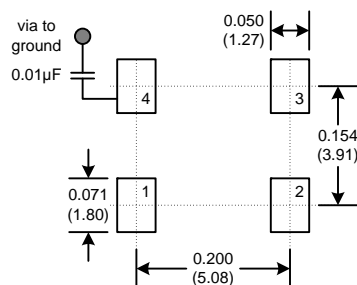
Output: True SineWave
Pullability APR: ±50ppm Min
Linearity: ±20% Max
Output Power: +7dBm Min. into 50 Ω Load
Start-up time: 2ms Typical, 10ms Max
2nd Harmonic: -14dBc Typical, -10dBc Max
Sub-harmonics: None
Modulation BW: >20kHz @ -3dB
Phase Jitter: 12kHz~80MHz <1ps RMS (1-sigma) Max



PIN	Function
1	Volt Control
2	GND
3	OUT
4	Vdd

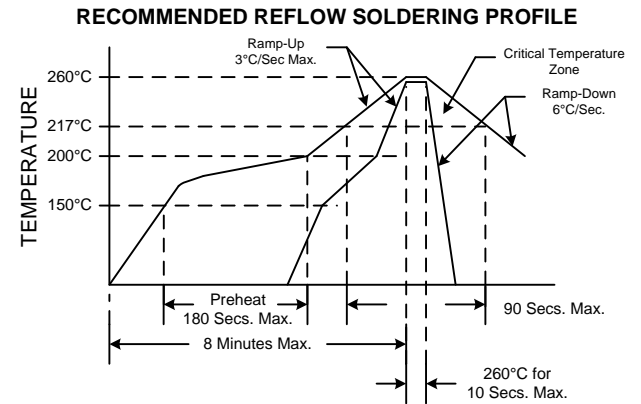
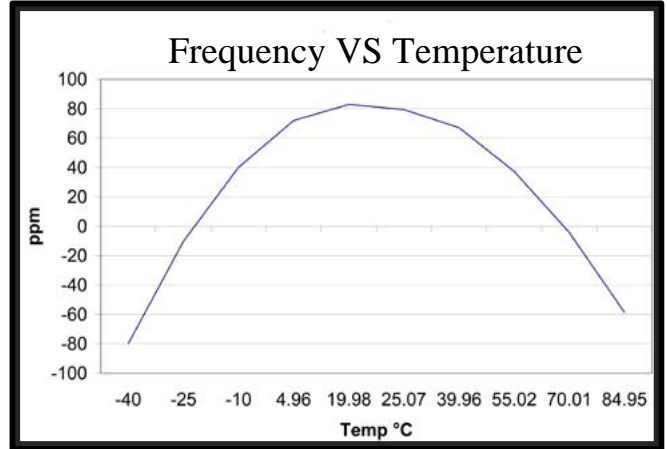
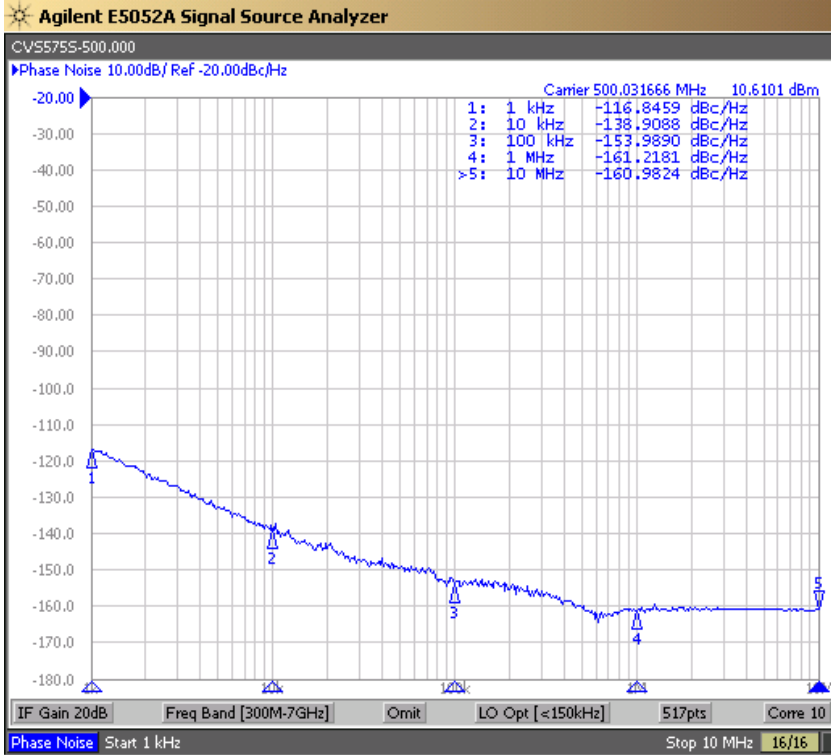


SUGGESTED PAD LAYOUT



Dimensions inches (mm)
All dimensions are Max unless otherwise specified.

Rev: D
Date: 14-May-12
Page 2 of 3



NOTE: Reflow Profile with 240°C peak also acceptable.

Parameter	Conditions
Mechanical Shock	MIL-STD-883, Method 2002, Condition B
Mechanical Vibration	MIL-STD-883, Method 2007, Condition A
Solderability	MIL-STD-883, Method 2003
Resistance to Solvents	MIL-STD-202, Method 215
Resistance to Soldering Heat	MIL-STD-202, Method 210, Condition I or J
Thermal Shock	MIL-STD-883, Method 1011, Condition A
Moisture Resistance	MIL-STD-883, Method 1004

Rev: D
Date: 14-May-12
Page 3 of 3